

Freedom From Interference (FFI)

Douglas Schilling Landgraf
Container On Wheels Engineer @ Red Hat
QM Maintainer
<dougsland@redhat.com>

Yariv Rachmani
Principal Quality Software Engineer @ Red Hat
QM Maintainer
<yrachman@redhat.com>

Boston Thu Aug 15 2024

Agenda


- What's Freedom From Interference?
- Automotive Distribution and FFI
- Podman, cgroups, bluechi and systemd
- Demo

Quick start:

Why FFI is important for for critical systems?

“Ensuring that safety-critical components operate independently and are not disrupted by faults or unintended interactions from other system components”

How about real examples of standards that incorporates FFI?



ISO 26262 is an international functional safety standard for the development of electrical and electronic systems in road vehicles. It defines guidelines to minimize the risk of accidents and ensure that automotive components perform their intended functions correctly and at the right time.



DO-178C is to ensure that safety-critical software in airborne systems is developed to a high level of safety and reliability to reduce the risk of accidents or incidents caused by software failures.

ARP4754, Aerospace Recommended Practice ARP4754B, is a guideline from SAE International, dealing with the development processes which support certification of Aircraft systems, addressing "the complete aircraft development cycle, from systems requirements through systems verification



IEC 62304 is an international standard that specifies life cycle requirements for the development of medical software and software within medical devices.

How complex it can be to create a car OS?



An accredited third-party entity validates and certifies whether the operating system complies with all safety standards.



Inspectors in the datacenter

Safety requirements

How complex it can be to create a car OS?



Car Manufacturer's End to end vehicle software platform

Platform running on: Automobile Operational System based on Linux



composefs

crun

qm

bluechi

glibc

kernel

cgroups



Red Hat



Safety Requirements: ASIL


What's Automotive Safety Integrity Level (ASIL)?

ASIL A	ASIL B	ASIL C	ASIL D
<u>Lowest safety</u> Failure could cause only minor injuries	<u>Moderate safety</u> Failure could lead to significant but non-life-threatening injuries.	<u>High safety</u> Failure could cause severe injuries or possibly death.	<u>Highest safety</u> Failure is likely to result in life-threatening injuries or fatalities




Examples of ASIL Services

Collision Warning Systems




Blind Spot Detection Systems



Airbag Control Systems



Brakes Systems




Driver Drowsiness Detection Systems



Rear-View Camera and Parking Assistance



Advanced Driver Assistance Systems



Tyre Pressure Systems





Safety Requirements: QM

What's Quality Management?



Examples of QM Services

Navigation Systems



Climate Control Systems



Infotainment Systems



Power Seats



Interior Lighting Systems



Power Window



How complex it to have Linux based car OS?

<irony>
*It seems simple as
rocket science,
doesn't it?*
</irony>





Automotive Distro and FFI



Automotive Special Interest Group (SIG)

- It is Linux
- Openness and community support
- Freedom From Interference
- Simple configuration



Automotive Distro and FFI

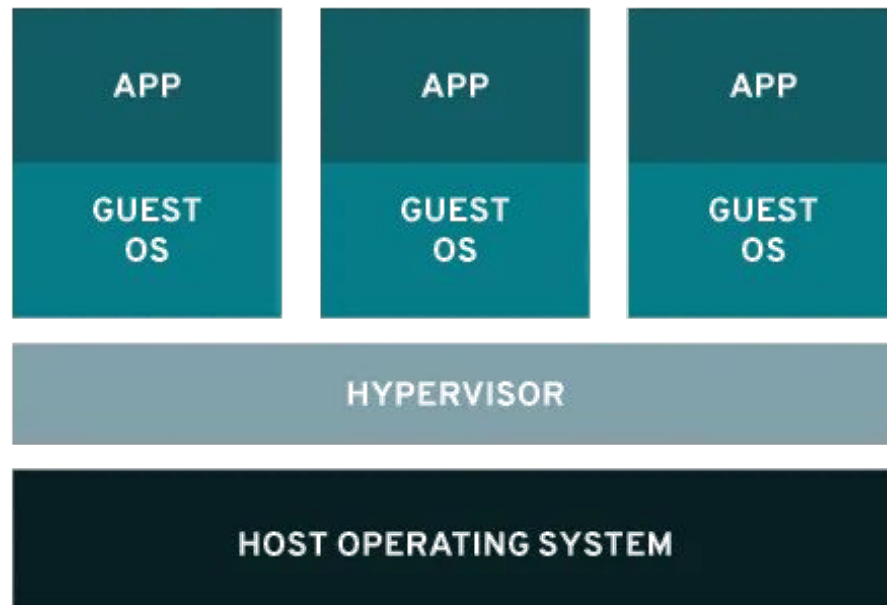
- No forms to fill out or signatures required for a truly open-source distro!
- Code **IS available** in gitlab, github repos
- ALL in ONE Image
 - Download nightly images
 - Build your own images





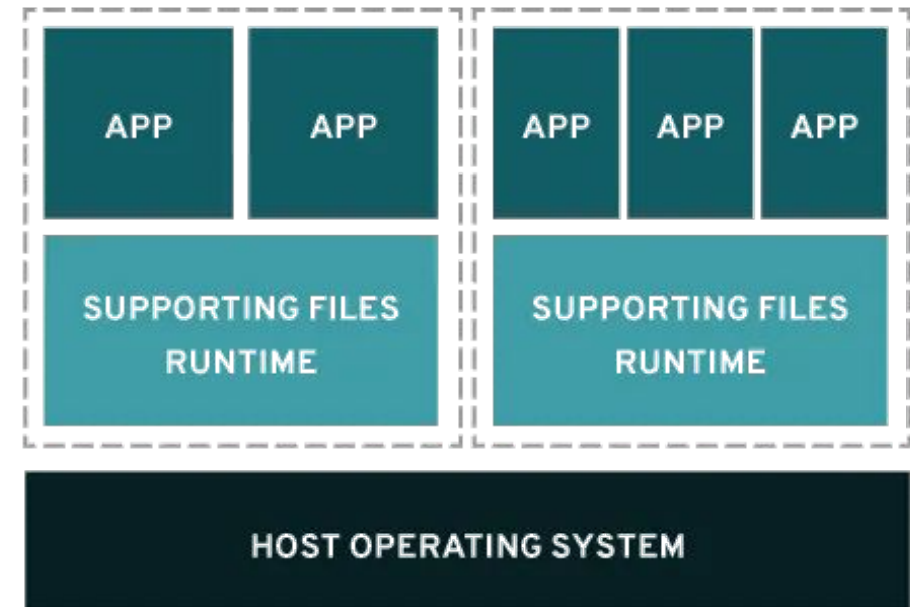
FFI: Linux isolation models

VIRTUALIZATION



VS.

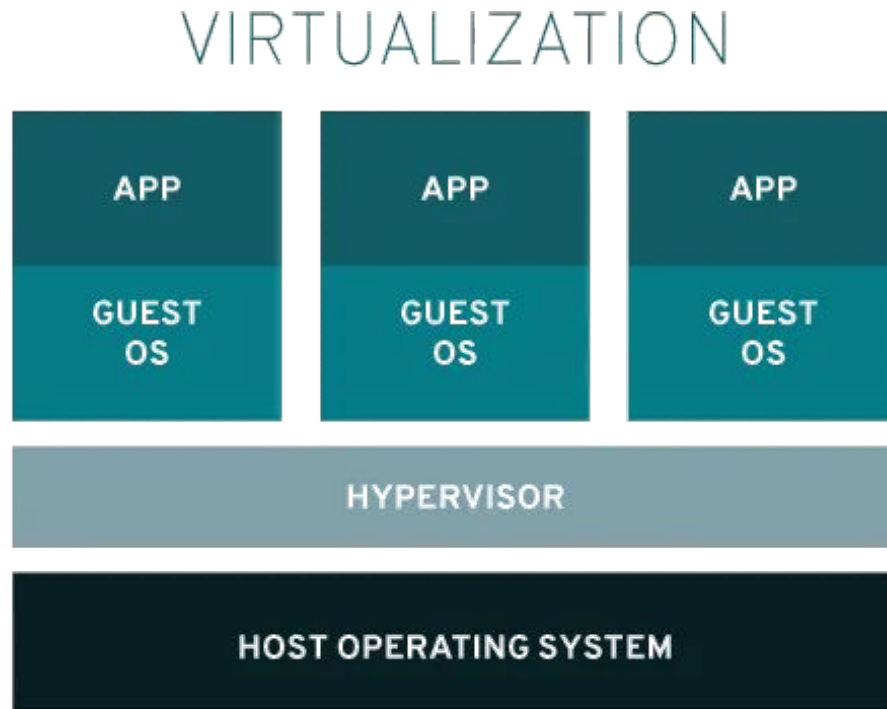

CONTAINERS



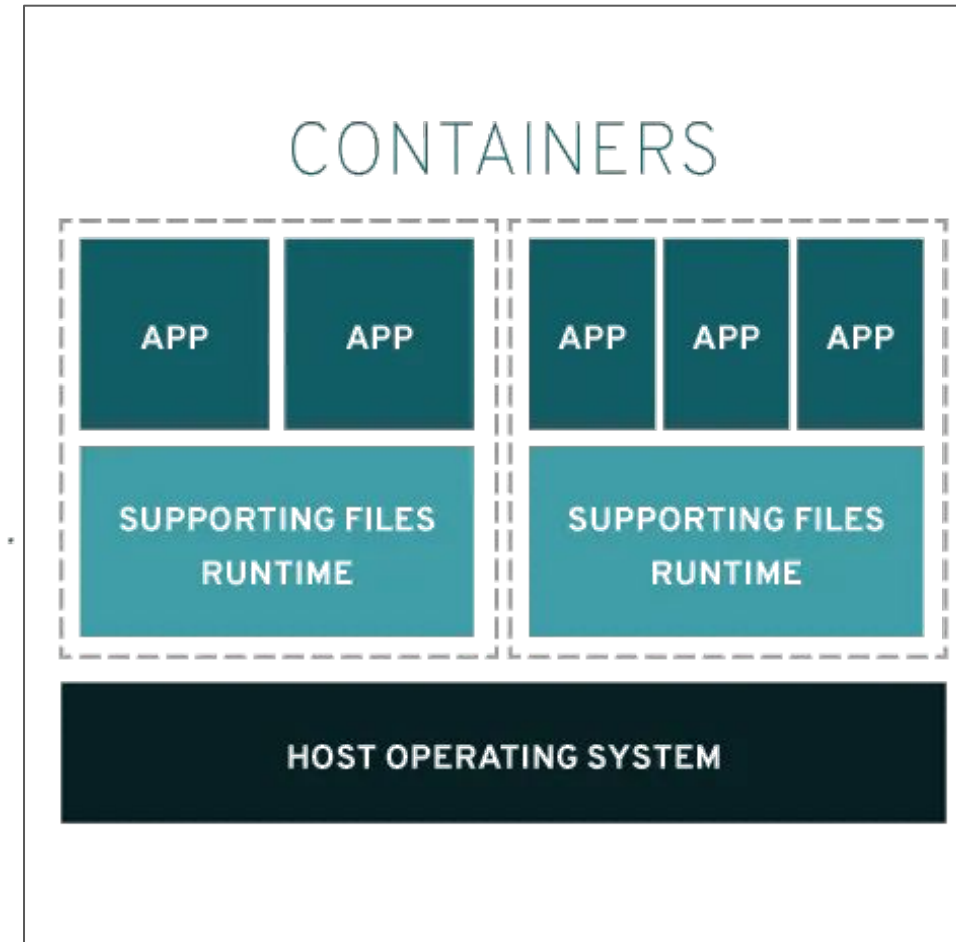


FFI: Linux isolation

- Additional layer
- Hardware Emulation



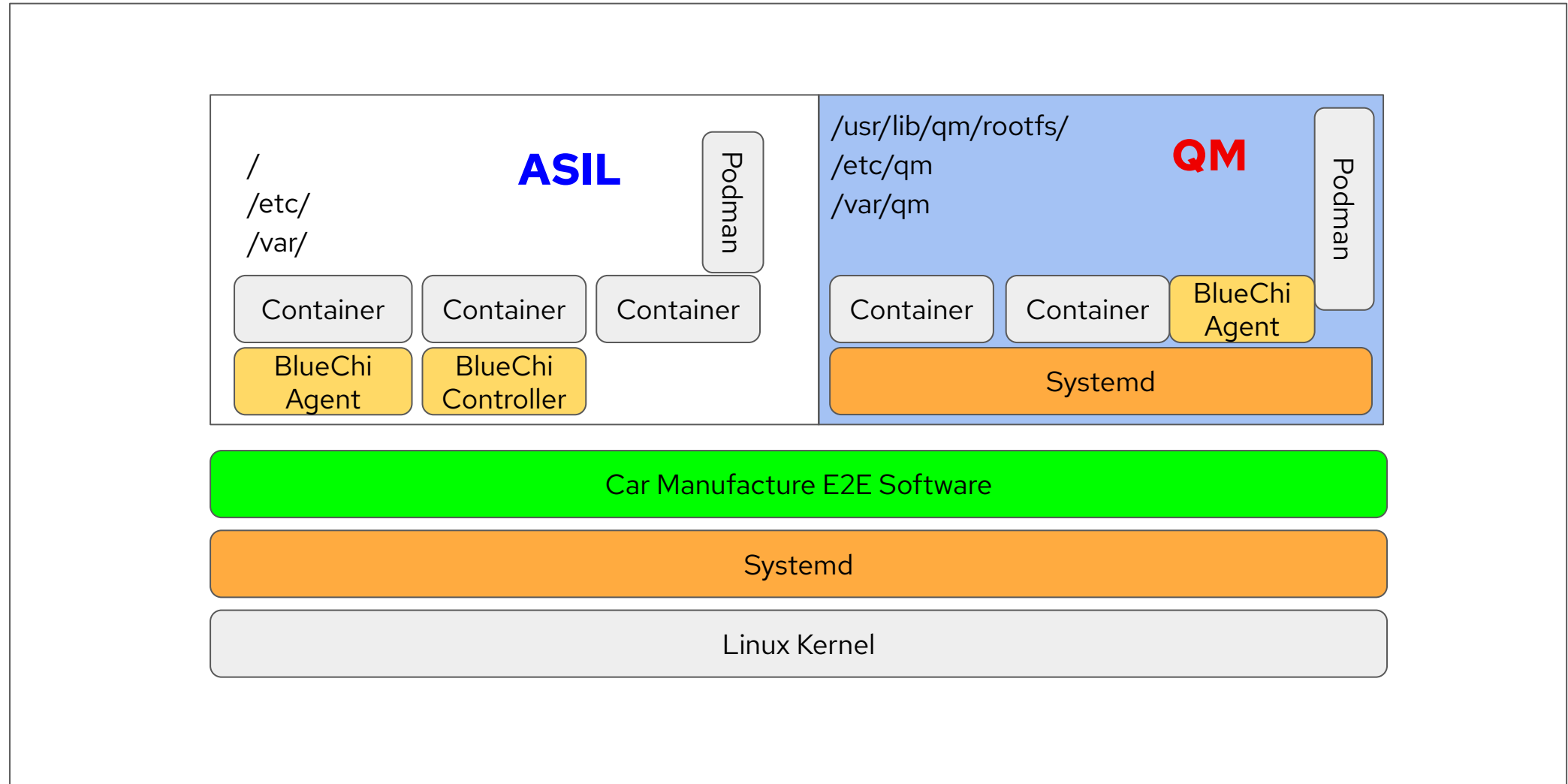
VS.



If there is no OpenShift, what's the Architecture?

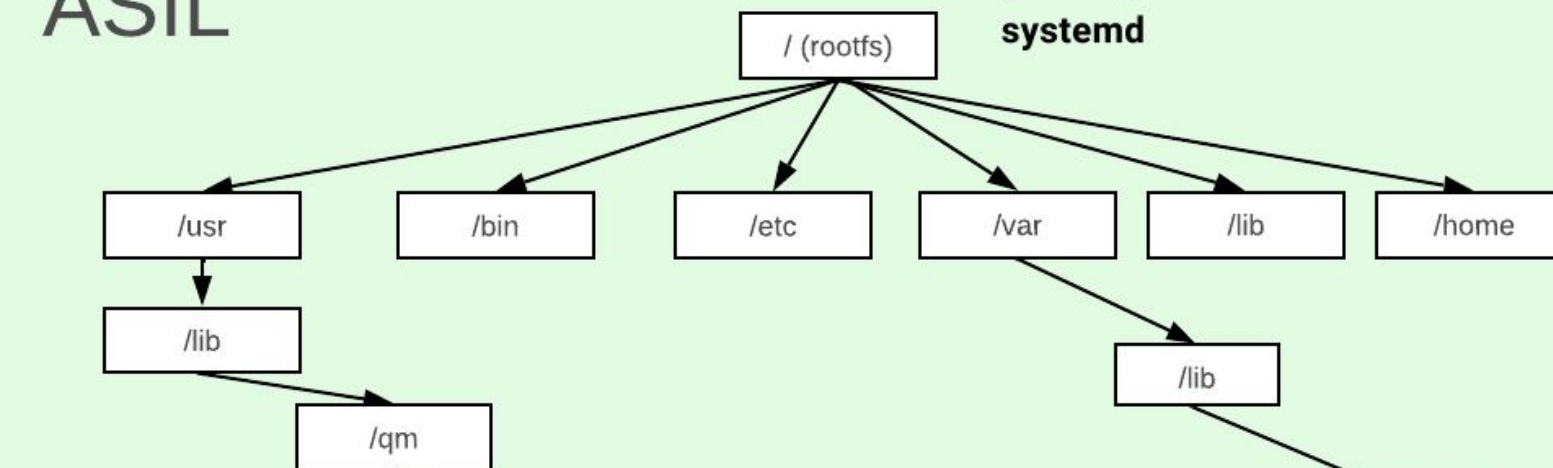


FFI: Componentes view



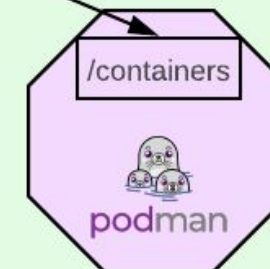
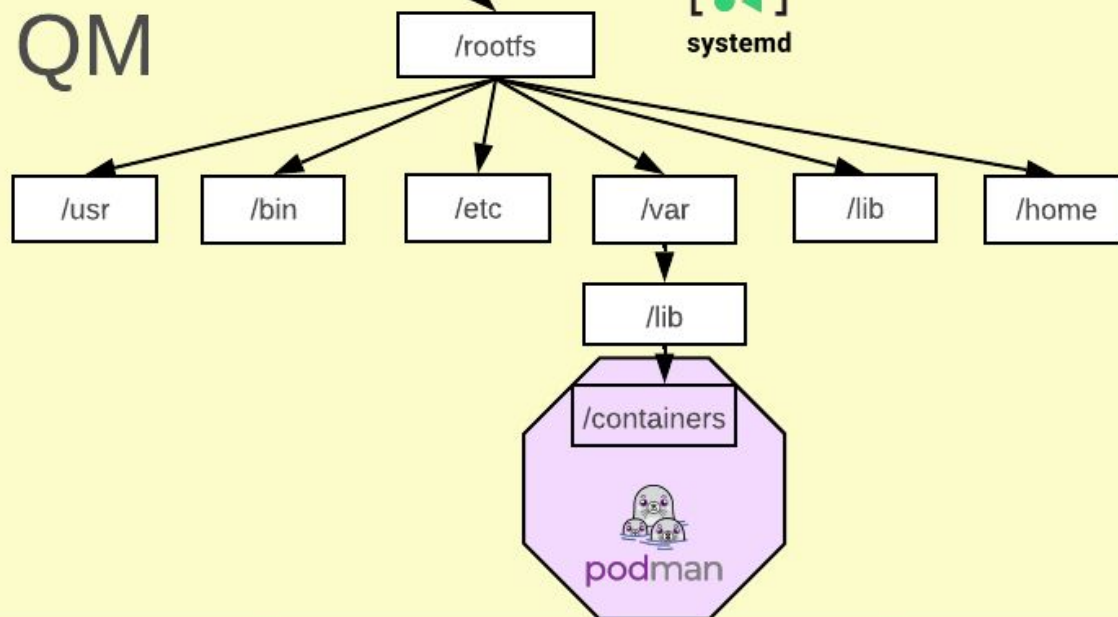
ASIL

[● ◀]
systemd



QM

[● ◀]
systemd



***Demonstration of
Filesystem separation
between ASIL and QM.***

***No interferences are
allowed.***

cgroups

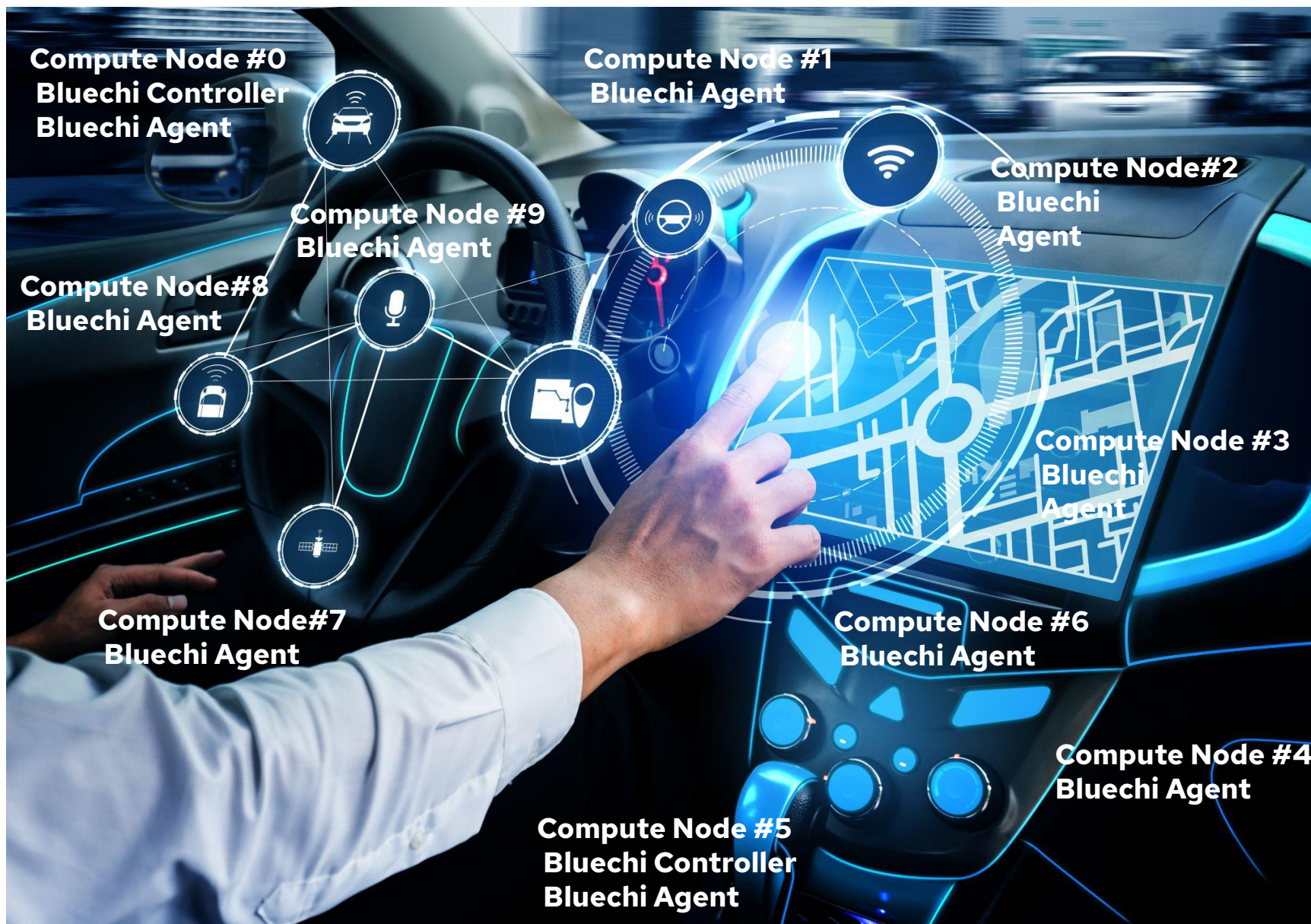
SELinux

Namespaces

SECcomp




Bluechi - Node's Controller and Agent for Services





FFI: Linux Systemd (Phase 1)

initramfs boot



Systemd loading services

i.e (bluechi controller, bluechi agent)



Containers started via **Podman Quadlet**





FFI: Linux Resource Mmt (Phase 2 - podman's view)



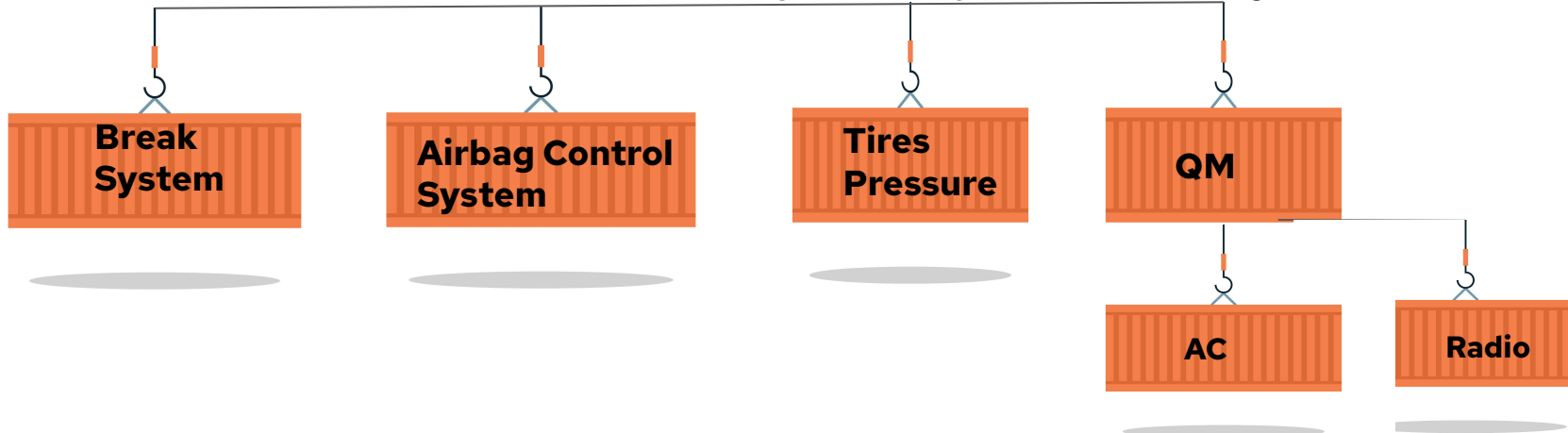
podman

Selects Container
Runtime for run the
containers: **crun**

2.1

podman run: systemd reads quadlet files and initialize a new process for the container.

Quadlet files: `/etc/containers/systemd/{files.container}`





FFI: Linux Resource Mmt (Phase 2 - podman's view)



podman

Selects Container
Runtime for run the
containers: **crun**

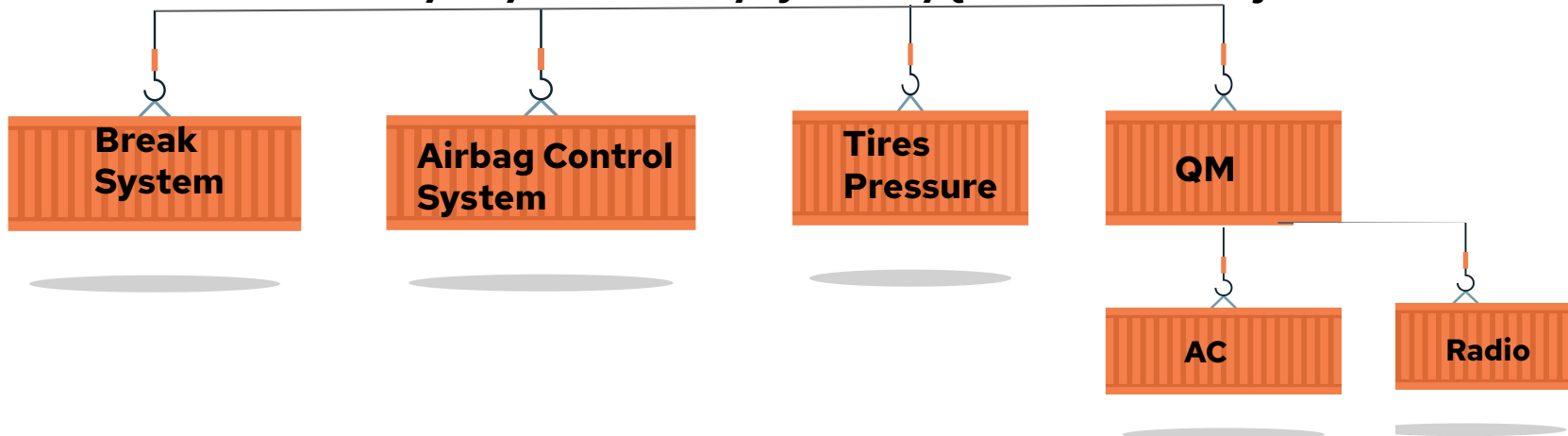
2.1

podman run: systemd reads quadlet files and initialize a new process for the container.

2.2

podman requests kernel services:
Podman uses system calls (**clone**, **unshare**, etc.) to request the Linux kernel to create a new process and place it in specific namespaces (PID, network, mount) for isolation.

Quadlet files: `/etc/containers/systemd/{files.container}`





FFI: Linux isolation (Phase 3 - kernel's simplest view)

3.1

The kernel's **namespace** and **cgroup** subsystems handle the process's assignment to the appropriate namespaces and cgroups, ensuring isolation and resource limits.

Cgroup v2 (Control group)



Namespaces

IPC Namespace
(Isolate Interprocess)

PID Namespace
(Process Isolation)

Mount Namespace
(Isolate FileSystem)

UTS Namespace
(Isolate Hostname)

Network Namespace
(Isolate Network)

User Namespace
(Isolate Users IDs & Permissions)



FFI: Linux isolation (Phase 3 - kernel's simplest view)

3.1

The kernel's **namespace** and **cgroup** subsystems handle the process's assignment to the appropriate namespaces and cgroups, ensuring isolation and resource limits.

3.2

SELinux applies mandatory access control policies to the process, restricting its permissions based on security contexts.

Cgroup v2 (Control group)



Namespaces

**IPC Namespace
(Isolate Interprocess)**

**PID Namespace
(Process Isolation)**

**Mount Namespace
(Isolate FileSystem)**

**UTS Namespace
(Isolate Hostname)**

**Network Namespace
(Isolate Network)**

**User Namespace
(Isolate Users IDs & Permissions)**

Let me see what's going on in these syscalls, pointers, structs...

Security Layer

SELinux



FFI: Linux isolation (Phase 3 - kernel's simplest view)

3.1

The kernel's **namespace** and **cgroup** subsystems handle the process's assignment to the appropriate namespaces and cgroups, ensuring isolation and resource limits.

3.2

SELinux applies mandatory access control policies to the process, restricting its permissions based on security contexts.

3.3

seccomp filters the system calls the process can make, enhancing security by blocking potentially dangerous operations.

Cgroup v2 (Control group)



Security Layer

SELinux

SECcomp

Namespaces

IPC Namespace
(Isolate Interprocess)

PID Namespace
(Process Isolation)

Mount Namespace
(Isolate FileSystem)

UTS Namespace
(Isolate Hostname)

Network Namespace
(Isolate Network)

User Namespace
(Isolate Users IDs & Permissions)



FFI: Linux isolation (Phase 3 - kernel's simplest view)

3.1

The kernel's **namespace** and **cgroup** subsystems handle the process's assignment to the appropriate namespaces and cgroups, ensuring isolation and resource limits.

3.2

SELinux applies mandatory access control policies to the process, restricting its permissions based on security contexts.

3.3

seccomp filters the system calls the process can make, enhancing security by blocking potentially dangerous operations.

3.4

Kernel scheduler enforces resource limits from cgroup .

Cgroup v2 (Control group)



Namespaces

**IPC Namespace
(Isolate Interprocess)**

**PID Namespace
(Process Isolation)**

**Mount Namespace
(Isolate FileSystem)**

**UTS Namespace
(Isolate Hostname)**

**Network Namespace
(Isolate Network)**

**User Namespace
(Isolate Users IDs & Permissions)**

Let me catch
some nasty
syscalls...

Security Layer

SELinux

SECcomp

What's up everyone!
am late for the party
but let's make sure
everyone is all set!

Scheduler



Is Linux tested to satisfy and mitigate risk analysis for automotive?



podman



STRESS



Sample Risk Analysis according to ISO 26262:

SELinux + QM Blocking nested containers attack from “stealing CPU priority”

Let's imagine the hacker is smart enough and is able to break the initial security layers and it's ALSO able to connect to a nested container **as root**....





Sample Risk Analysis according to ISO 26262:

SELinux + QM Blocking nested containers attack from "stealing CPU priority"

**Next step: Deploy the crypto miner and steal all CPUs priority to mine while the car is in charge mode and send it to his/her digital wallet.
(from 9PM until 5AM - owner is sleeping)**



```
# subZero> ./make-me-rich
10:24:45 - reading the system .....
10:24:46 - Setting make-me-rich as daemon and hiding files ....
10:24:47 - collecting current OS scheduler .....
10:24:48 - waiting car be in charge mode .....
.....
21:55:51 - Car is now connected to be charge ...
21:55:52 - +++ make-me-rich mode starting +++
21:56:53 - +++ reading the current scheduler policy +++
21:56:54 - +++ Setting priority scheduler policy to make-me-rich...
FAILED, unable to access Operational System system call
```



Sample Risk Analysis according to ISO 26262:

SELinux + QM Blocking nested containers attack from "stealing CPU priority"

Lets understand what just happened.....

Nested Container

```
# subZer0> ./make-me-rich
10:24:45 - reading the system .....
10:24:46 - Setting make-me-rich as daemon and hiding files ....
10:24:47 - collecting current OS scheduler .....
10:24:48 - waiting car be in charge mode .....
.....
21:55:51 - Car is now connected to be charge ...
21:55:52 - +++ make-me-rich mode starting +++
21:56:53 - +++ reading the current scheduler policy +++
21:56:54 - +++ Setting priority scheduler policy...
FAILED, unable to access Operational System system call
```

ASIL host (side)



```
# journalctl -r
```

```
<SNIP>
```

SELinux is preventing **make-me-rich**
from map access on the file
/usr/lib64/ld-linux-x86-64.so.2.

```
... avc: denied { map } <----- HERE
```

```
....avc: denied { read } <----- HERE
```




Sample Risk Analysis according to ISO 26262:

SELinux + QM Blocking nested containers attack from "stealing CPU priority"

But guess what, let's keep with our imagination....

For some reason, the trainee Disabled SELinux in that car model for tests and all car models got updated from the cloud image... OH NO! :-/



Let's simulate this situation setting the the car OS to permissive mode

```
[root@RHIVOS-carOS ~]# setenforce 0
```



Sample Risk Analysis according to ISO 26262:

SELinux + QM Blocking nested containers attack from "stealing CPU priority"



```
# subZero> ./make-me-rich
```

```
21:55:51 - Car is now connected to charged ...
```

```
21:55:52 - +++ make-me-rich mode starting +++
```

```
21:56:53 - +++ reading the current scheduler policy +++
```

```
21:56:54 - +++ Setting priority scheduler policy to
```

```
make-me-rich: steal_cycles_sched_deadline failed to  
boost pid 0: Operation not permitted
```




Sample Risk Analysis according to ISO 26262:

SELinux + QM Blocking nested containers attack from "stealing CPU priority"



```
# subZero> ./make-me-rich
```

```
21:55:51 - Car is now connected to charged ...
```

```
21:55:52 - +++ make-me-rich mode starting +++
```

```
21:56:53 - +++ reading the current scheduler policy +++
```

```
21:56:54 - +++ Setting priority scheduler policy to
```

```
make-me-rich: steal_cycles_sched_deadline failed to  
boost pid 0: Operation not permitted
```

BUT WHO SAVED THE DAY?



Sample Risk Analysis according to ISO 26262:

SELinux + QM Blocking nested containers attack from "stealing CPU priority"



ME ?




Sample Risk Analysis according to ISO 26262:

SELinux + QM Blocking nested containers attack from "stealing CPU priority"


"Several layers of security..."



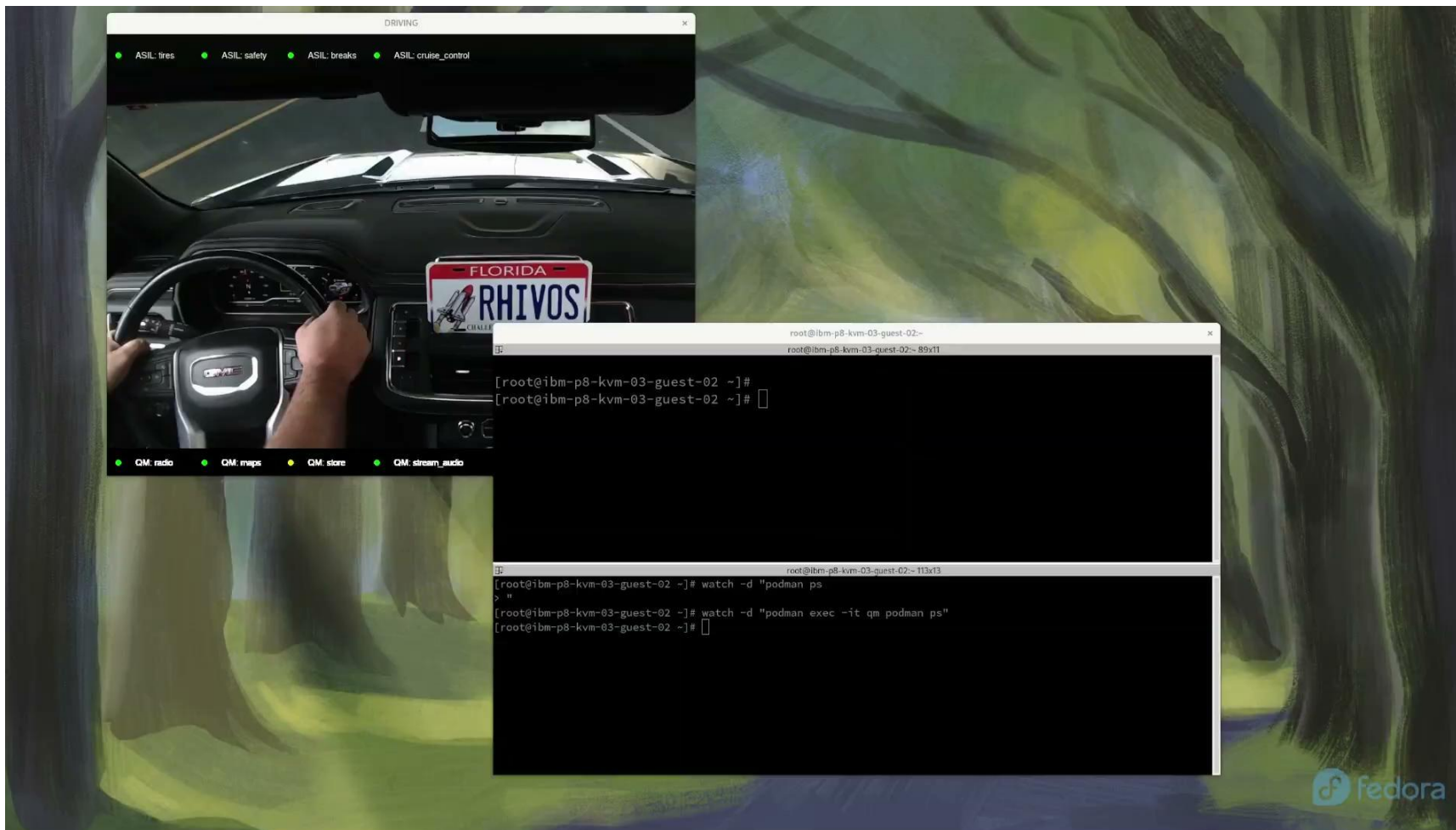
Seccomp is a Linux kernel feature that provides a way to filter and limit the system calls available to a process. By using seccomp, Podman enhances the security of containers by minimizing the attack surface and reducing the risk of malicious activities.



DEMO TIME



podman



Thank you all

To the Audience

To DevConf.US Organizers & Volunteers

To Open Source contributors

To Red Hat and Automotive team

Q&A

- [DevConf2023 Containers in a car by Dan Walsh](#)
- [https://sig.centos.org/automotive/getting_started/](#)
- [github.com/containers/podman](#) Podman project
- [github.com/containers/qm](#) QM project
- [github.com/eclipse-bluechi/bluechi](#) Bluechi project
- [github.com/containers/engine-stressor](#) Engine Stressor
- [https://github.com/containers/Demos/qm/devconf/README.md](#)

 [linkedin.com/company/red-hat](https://www.linkedin.com/company/red-hat)

 [youtube.com/user/RedHatVideos](https://www.youtube.com/user/RedHatVideos)

 [facebook.com/redhatinc](https://www.facebook.com/redhatinc)

 twitter.com/RedHat